

AG-COMM

Grain Storage Systems



MFS/Stormor: Ag-Comm Grain Storage

Engineered for high-performance and outstanding value.

Ag-Comm bins from MFS/Stormor are engineered to handle large loads efficiently and cost-effectively. You don't have to sacrifice strength, performance and safety for price. With MFS/Stormor, you can have it all.



Why sacrifice strength and long life for price?
With MFS/Stormor, you can have it all!

The strongest, highest-rated roof system in the industry

Our roof systems meet the industry's highest load ratings for wind and snow, for non-structured roofs—and we have the documented engineering data to prove it.

G-115 galvanization throughout for longer life Every roof, sidewall and stiffener we make uses G-115 galvanization, which adds up to 27% longer life than competitors who settle for G-90.

Industry-leading bin safety equipment & accessibility

From sturdy ladders and stairs to roomy access doors—everything we do is focused on making your grain storage system as safe and easy to use as possible. These features can help you comply with OSHA guidelines.

Commercial strength & integrity at a competitive price

Our Ag-Comm storage systems combine higher-capacity storage and outstanding performance, without a premium price—and our **5-year warranty** on grain bins proves it.



Innovative design that solves big problems We've engineered features that address key issues including personal safety, easier access, resistance to moisture, strength and stability, and reliability and performance over the long haul.

Precise engineering for easier construction Bolt holes that line up. Sheets that are sized right and sized consistently. Sensible bundling of materials for easier handling on the job site. It all adds up to savings of time, labor and headaches.

Why G-115 Galvanization Matters

MFS/Stormor uses G-115 hot-dip galvanization on key components of every storage bin system.

Industry research indicates that G-115 galvanization can extend the life of the galvanized coating on the bin's surface by up to 27% over competitors who settle for G-90 galvanization.

That means the galvanization on your bin maintains its integrity longer—and that means greater service life, increased reliability, optimal grain protection and a better return on investment for you.

MP+ ROOF SYSTEM

The strongest, highest quality roof in the business.


Available for bins from 30' (9.14 m) to 60' (18.28 m) diameter.

The MP+ Roof System offers strength and protection that are the best in the business. You get maximum grain protection, superior strength and reliability that are simply unmatched by any other non-structured roof.

Why pay more for a structured roof when you can get a high-performance, industry-leading roof system for less?


Best performance specifications in the industry.

- **Highest load ratings** for wind and snow in the industry, for non-structured roofs. You get maximum strength without paying extra for a structured roof.
- **Meets IBC 2011 and ASCE 7-2010** building codes—the only bin roof system in the industry that does!
- **Steep 30° slope** sheds moisture and snow quickly and efficiently.
- **G-115 galvanization** provides 27% longer life than competitors settling for G-90.
- **ASTM A653 Grade 50 with 50K yield and 65K tensile** for the ultimate in strength and durability.
- **Corrugation in flat of roof sheets** provides an extra measure of strength.



Proprietary state-of-the-art roll former controls the distance between holes from rib-to-rib, not from the edge of the coil like competitive products. The result: Higher quality roof sheets that fit better—with bolt holes that line up every time. Bolts drop right in place. That means trouble-free, labor-saving, frustration-free installation on site.

Period.



Non-Structured Roofs	
LOADING	
Live Load	35 lbs/ft ² (1.0 kPa)
Dead Load	3 lbs/ft ² (0.14 kPa)
Wind Load	105 mph (168 kph)
CONCENTRATED PEAK LOADING	
30' (9.14 m)	5,000 lbs (2,268 kg)
33' to 36' (10.06 to 10.97 m)	6,000 lbs (2,721 kg)
42' to 48' (12.80 to 14.63 m)	8,000 lbs (3,629 kg)
54' to 60' (16.46 to 18.29 m)	10,000 lbs (4,536 kg)

Documented engineering data—not marketing fluff.

Here's the proof: MP+ Roof Systems are simply the best in the business, providing load capacity that no one else can match.

Example: Our 60' bin roof is rated at 10,000 lbs. Nobody else comes close.

The Contractor's Choice

- Fewer parts for quicker, easier construction
- Precise manufacturing for accuracy and trouble-free in-field assembly
- Bolt holes that line up every time for faster installation
- Quality, strength and industry-leading specifications provide confidence and reliability

MP+ ROOF SYSTEM


Design details that surpass industry standards—and your expectations.




Large pre-formed manway roof opening is standard, featuring a hinged lid and big 5.5 sq. ft. (0.51 m²) opening for easy access. Easy-open lid with big beefy hinges lays flat to avoid wind. Seamless extruded collar (inset) with rubber gasket provides moisture-tight seal when closed. Pre-formed opening makes for simpler construction and tight fit.



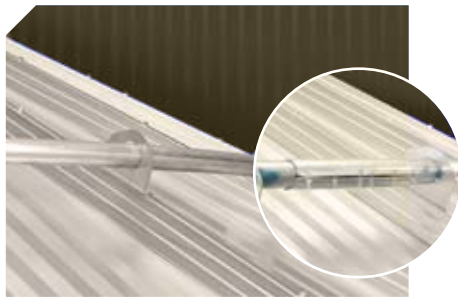
Specially designed 12-gauge eave clips connect roof sheets to sidewalls. "Up" position helps exhaust moisture-laden air. "Down" position preferred for long-term storage. Built-in rib stops keep out pesky birds. Continuous eave ring is used in lieu of clips on 54' (16.46 m) and 60' (18.28 m) models and are optional on smaller diameters.




Extra-tall 3-3/4" (9.5 cm) stair-stepped ribs are staggered to provide even greater strength. Hemmed drip edge deflects moisture, eliminates sharp edges to reduce injury and strengthens the cross-section of the roof sheet.




Large 36" (91.4 cm) peak opening provides easy filling and optimal access. A roof ladder from the eave to the peak—plus a roof safety ring—are standard on all models. Easy-open removable cap is standard. Heavy-duty cap for spouting is optional.



Oversized bridging ring enhances structural integrity. Splice clamps (inset) and expansion bolts ensure ring segments function as one continuous pipe.



Well-designed 2.25 sq. ft. (0.686 m²) roof vents for maximum airflow. Vent openings are pre-punched for easy construction and tight fit and seals. Vents feature seamless raised lip (inset) for improved integrity and moisture resistance.



Peak flashing is formed to the ribs to improve resistance to moisture and birds.



Safety ring is a continuous round pipe for safer, easier access to and around the roof cap.



Extra-large manway is sized for plenty of shoulder-room and easy maneuverability, even for large-framed farmers wearing cold-weather gear!

The industry standard for strength, quality and long life.

Here are the details.



Optional side draw unloading allows for high-speed, economical bin unloading. This optional side draw design package includes upgrades such as heavier stiffeners, sidewalls and wind rings to ensure structural integrity.



Wind rings are standard on larger sizes and optional on others and can be easily mounted to the stiffeners. Wind rings provide improved wind load—and help maintain the round bin shape when using off center unloading such as a side draw system.



Prepunched wind ring holes simplify the installation of wind rings.



G115 galvanizing of stiffeners provides up to 27% longer life. Stiffeners are ASTM A653 Grade 55 with 55K yield and 70K tensile (except 18 gauge).



12 gauge splice ensures that stiffeners are properly butted to effectively transfer sidewall load to the foundation.



SIDEWALL

- G-115 galvanizing
- ASTM A653 Grade 50 with 50K yield and 65K tensile
- 2.66" (6.76 cm) corrugation (the industry standard)



Base stiffeners on Ag-Comm bins are used to anchor the bin to the concrete foundation for strength, stability and bin integrity.



27% longer life thanks to G-115 galvanizing.

DOOR



Full opening door in sidewall provides full and easy access regardless of door option selected. Both 1R and 2R options available.



Outer door cover with bar lock firmly holds door cover closed, even in challenging weather conditions.

FASTENERS



Grade 8.2 bin bolts are used throughout to ensure strength and stability. Roofs use 5/16" (0.79 cm) bolts and sidewalls use 3/8" (0.95 cm) bolts.



Top-quality fasteners feature JS1000 plating system, SAE Grade 8.2 for maximum shear capacity as well as industry standard washers to seal the bolt to the sidewall.


FLOORS

The Contractor's Choice


- Every floor plank is labeled for easy identification in the field
- Floor planks are precisely bundled to enable building from the stack
- On-side shipment makes parts easier to handle and reduces damage during loading/unloading
- Multiple bundles on larger systems make for easier loading and unloading
- Single piece option for larger bins can make on-site construction easier
- One-man installation of flashing possible thanks to use of nuts on the inside of the bin
- Easy-to-use construction guide simplifies the process—especially for first-time installers
- Powder-coated welded supports resist rust and enhance appearance upon delivery at job-site

FLASHING

Bin flashing is an underappreciated but critical component of bin construction. At MFS/Stormor we take great care in designing and manufacturing flashing that is strong and durable, regardless of the gauge you choose for your flooring system.




Choice of high back or low back flashing works for both new bin installation or retrofits.




Multi-rib design adds strength and durability. Also provides traction for sweep augers.

SUPPORTS

MFS/Stormor supports are available in either galvanized or welded styles, providing a choice for customers. Supports come in multiple heights to accommodate different sizes of bin unloading systems and fan transitions for optimum performance.



Locking tabs on galvanized supports lock into place during assembly. 17 gauge galvanization provides strength and dependability.



Powder-coated welded design resists rust and lasts longer than non-painted supports. Facilitates easy installation.




16-Gauge Floor Option is the heaviest specification available in the industry. MFS/Stormor also offers the widest variety of gauges in the industry—providing even more assurance that the construction matches the challenge.



Built-in crown on planks prevents sagging and provides additional strength. Slotted design offers strength and economy.



Built-in corrugation on planks increases strength and rigidity. Round perforation (0.093") design is smooth and easy to sweep.



Small perforation (0.050") floor planks are ideal for use in storing small grains such as canola. Smooth surface facilitates easy clean-out.

MFS/Stormor bin floors are available in a wide variety of styles to match the application, storage system and customer preference. Long-lasting galvanized construction coupled with state-of-the-art design and manufacturing makes for a bin floor that stands up to use and abuse under the most challenging conditions. Floors can be constructed in any diameter, which makes an MFS/Stormor floor available on our bins—plus any other brand of bin.

GRAIN BIN FANS

MFS/Stormor is part of Global Industries, a multi-faceted company specializing in grain storage and handling systems. As a result, we can offer you additional solutions to complete your grain storage including grain bin fans from NECO and bin unloading systems from NECO and Hutchinson.

Rugged, efficient grain bin fans engineered to run a long, long time.



NECO Axial Fans



High air flow at low static pressures.

- Motors are specifically designed for use in axial fans and designed to run at less than full load amperage to extend motor life and increase fan efficiency.
- Unique airfoil profile of precision-cast aluminum blades provide high airflow with low horsepower requirements, saving energy costs.
- Blades are precision balanced for low vibration.
- Fan housing fabricated from heavy gauge G-90 galvanized steel; bolted together to eliminate cracks and breaks typically associated with welded housings and rolled flanges.
- 3/4 HP to 15 HP models available.

NECO Centrifugal Fans



Low-speed, low-noise design.

Designed for high air flows at low to medium static pressures—typically outperforming vane axial fans (propeller type) of the same horsepower when operating at over 4" of static pressure.

- Special airfoil blades provide maximum air output while minimizing noise.
- Most fan wheels constructed with energy-efficient continuously welded airfoil blades for optimal safety; keeps water out to prevent imbalance.
- Fan housing fabricated from heavy gauge G-90 galvanized steel and assembled with special locking bolts and nuts for rust-free long life and minimum maintenance.
- 3 HP to 60 HP models available.

BIN UNLOADING SYSTEMS

Helping you capture every kernel of value in your grain storage system.



NECO Bin Unloading Systems

Simple, rugged & reliable

- Easy to maintain, access and configure
- Heavy duty construction for long service life
- Large center well improves capacity of discharge auger
- Available in fixed or variable angle discharge
- Wide range of models and capacities available
- Manufactured in the USA



Hutchinson Bin Unloading Systems

Standard Klean Sweep

- A simple, easy to handle sweep at an economical price
- Use for emptying bins up to 48' (14.6 m) in diameter
- Unique design adjusts for close floor clearance to maximize bin clean-up
- Wide range of models and capacities available
- Manufactured in the USA

Commercial Klean Sweep

- An outstanding performer for minimal investment
- For use in grain storage systems with diameters up to 60' (18.29 m)
- Engineered for larger bins and higher unloading speeds
- Wide range of models and capacities available
- Manufactured in the USA



STAIRS & LADDERS *Brownie* SYSTEMS

Safety and quality that are several steps above the competition.

Personal safety and easy accessibility are hallmarks of storage systems from MFS/Stormor. Thanks to our Global Industries “family” affiliation with Brownie Systems, we can offer a wide range of industry-leading stairs and ladders that are a perfect match to our grain storage bins—at a competitive price.

All galvanized steel construction ensures long life and lasting strength under the most demanding conditions.


Extra-wide step and toe space provide additional confidence and safety, while helping you comply with OSHA regulations.

Extruded non-slip stair helps prevent build-up of ice and water for sure footing under tough conditions and heavy loads.

Single or doublewide platforms at the top provide easy access to roof stairs and manway. Optional rest stop and working platforms below provide a safe, convenient surface when and where you need it. Four-inch (102 mm) toe-boards ensure a safer platform for everyone—above and below.

Large pipe handrails with OSHA-compliant spacings provide a sure grip as you ascend or descend. There are no rail breaks, sharp ends, corners or protruding bolts. An optional inner handrail is available for extra assurance.

MFS/Stormor partners with Brownie Systems to bring you the best in stairs and platforms, roof ladders, in-bin ladders, handrails and other sturdy and rugged structures that improve personal safety and ease of access for your grain storage system.



Standing tall in the grain storage marketplace.

Ag-Comm grain storage systems from MFS/Stormor are engineered for structural integrity, unmatched strength, and the ultimate in protection of grain quality. MFS/Stormor can also provide grain handling systems including legs, conveyors, towers and catwalks. Through our Global Industries manufacturing partners, we can also provide additional grain handling and drying systems—resulting in a turn-key Ag-Comm system that will serve you well over the long haul.



AG-COMM Grain Storage Systems

	MODEL	MAX CAPACITY (BUSHEL)	LEVEL CAPACITY (BUSHEL)	EAVE HEIGHT (FEET)	OVERALL HEIGHT (FEET)	EAVE HEIGHT (METERS)	OVERALL HEIGHT (METERS)	MAX CAPACITY (M ³)	MAX CAPACITY M/TON CORN	MAX CAPACITY M/TON WHEAT	MAX CAPACITY M/TON RICE	
30 Ft. (9.14 M) Diameter	A30-4	10,098	8,522	14'-3"	22'-9"	4.33	6.94	336	257	275	206	
	A30-5	12,216	10,641	17'-9"	26'-4"	5.42	8.03	406	310	332	249	
	A30-6	14,334	12,759	21'-4"	29'-11"	6.50	9.11	477	364	390	292	
	A30-7	16,452	14,877	24'-11"	33'-5"	7.59	10.19	547	418	448	336	
	A30-8	18,571	16,995	28'-5"	37'-0"	8.67	11.28	617	472	505	379	
	A30-9	20,689	19,113	32'-0"	40'-7"	9.75	12.36	688	526	563	422	
	A30-10	22,807	21,232	35'-7"	44'-1"	10.84	13.44	758	579	620	465	
	A30-11	24,925	23,350	39'-1"	47'-8"	11.92	14.53	829	633	678	509	
	A30-12	27,043	25,468	42'-8"	51'-3"	13.00	15.61	899	687	736	552	
	A30-13	29,162	27,586	46'-3"	54'-9"	14.09	16.70	969	741	793	595	
	A30-14	31,280	29,704	49'-9"	58'-4"	15.17	17.78	1,040	795	851	638	
	A30-15	33,398	31,823	53'-4"	61'-11"	16.26	18.86	1,110	849	909	681	
	33 Ft. (10.06 M) Diameter	A33-4	12,409	10,312	14'-3"	23'-8"	4.33	7.21	413	315	338	253
		A33-5	14,972	12,875	17'-9"	27'-3"	5.42	8.30	498	380	407	305
		A33-6	17,535	15,438	21'-4"	30'-9"	6.50	9.38	583	446	477	358
A33-7		20,098	18,001	24'-11"	34'-4"	7.59	10.46	668	511	547	410	
A33-8		22,661	20,564	28'-5"	37'-11"	8.67	11.55	753	576	616	462	
A33-9		25,224	23,127	32'-0"	41'-5"	9.75	12.63	839	641	686	515	
A33-10		27,787	25,690	35'-7"	45'-0"	10.84	13.71	924	706	756	567	
A33-11		30,350	28,253	39'-1"	48'-7"	11.92	14.80	1,009	771	826	619	
A33-12		32,913	30,816	42'-8"	52'-1"	13.00	15.88	1,094	836	895	672	
A33-13		35,476	33,379	46'-3"	55'-8"	14.09	16.97	1,179	901	965	724	
A33-14		38,039	35,942	49'-9"	59'-3"	15.17	18.05	1,265	966	1,035	776	
A33-15		40,602	38,505	53'-4"	62'-9"	16.26	19.13	1,350	1,032	1,105	828	
A33-16		43,165	41,068	56'-11"	66'-4"	17.34	20.22	1,435	1,097	1,174	881	
A33-17		45,728	43,631	60'-5"	69'-11"	18.42	21.30	1,520	1,162	1,244	933	
36 Ft. (10.97 M) Diameter		A36-4	14,995	12,272	14'-3"	24'-6"	4.33	7.47	498	381	408	306
	A36-5	18,045	15,323	17'-9"	28'-1"	5.42	8.56	600	458	491	368	
	A36-6	21,095	18,373	21'-4"	31'-8"	6.50	9.64	701	536	574	430	
	A36-7	24,145	21,423	24'-11"	35'-2"	7.59	10.72	803	613	657	493	
	A36-8	27,195	24,473	28'-5"	38'-9"	8.67	11.81	904	691	740	555	
	A36-9	30,246	27,523	32'-0"	42'-3"	9.75	12.89	1,006	768	823	617	
	A36-10	33,296	30,574	35'-7"	45'-10"	10.84	13.97	1,107	846	906	679	
	A36-11	36,346	33,624	39'-1"	49'-5"	11.92	15.06	1,208	923	989	742	
	A36-12	39,396	36,674	42'-8"	52'-11"	13.00	16.14	1,310	1,001	1,072	804	
	A36-13	42,447	39,724	46'-3"	56'-6"	14.09	17.23	1,411	1,078	1,155	866	
	A36-14	45,497	42,774	49'-9"	60'-1"	15.17	18.31	1,513	1,156	1,238	928	
	A36-15	48,547	45,825	53'-4"	63'-7"	16.26	19.39	1,614	1,233	1,321	991	
	A36-16	51,597	48,875	56'-11"	67'-2"	17.34	20.48	1,715	1,311	1,404	1,053	
	A36-17	54,647	51,925	60'-5"	70'-9"	18.42	21.56	1,817	1,388	1,487	1,115	
	A36-18	57,698	54,975	64'-0"	74'-4"	19.51	22.64	1,918	1,466	1,570	1,177	
42 Ft. (12.80 M) Diameter	A42-4	21,027	16,704	14'-3"	26'-3"	4.33	7.99	699	534	572	429	
	A42-5	25,179	20,856	17'-9"	29'-9"	5.42	9.08	837	640	685	514	
	A42-6	29,330	25,007	21'-4"	33'-4"	6.50	10.16	975	745	798	598	
	A42-7	33,482	29,159	24'-11"	36'-11"	7.59	11.24	1,113	851	911	683	
	A42-8	37,634	33,311	28'-5"	40'-5"	8.67	12.33	1,251	956	1,024	768	
	A42-9	41,785	37,462	32'-0"	44'-0"	9.75	13.41	1,389	1,062	1,137	853	
	A42-10	45,937	41,614	35'-7"	47'-7"	10.84	14.49	1,527	1,167	1,250	937	
	A42-11	50,089	45,766	39'-1"	51'-1"	11.92	15.58	1,665	1,273	1,363	1,022	
	A42-12	54,240	49,917	42'-8"	54'-8"	13.00	16.66	1,803	1,378	1,476	1,107	
	A42-13	58,392	54,069	46'-3"	58'-3"	14.09	17.75	1,941	1,484	1,589	1,191	
	A42-14	62,544	58,221	49'-9"	61'-9"	15.17	18.83	2,079	1,589	1,701	1,276	
	A42-15	66,695	62,372	53'-4"	65'-4"	16.26	19.91	2,217	1,695	1,814	1,361	
	A42-16	70,847	66,524	56'-11"	68'-11"	17.34	21.00	2,355	1,800	1,927	1,446	
	A42-17	74,999	70,676	60'-5"	72'-5"	18.42	22.08	2,493	1,906	2,040	1,530	
	A42-18	79,150	74,827	64'-0"	76'-0"	19.51	23.16	2,631	2,011	2,153	1,615	

TYPICAL GRAIN DENSITIES WHEAT: Approximately 772 kg/m³ (48.2 lb/ft³) | CORN: Approximately 721 kg/m³ (45 lb/ft³) | RICE: Approximately 579 kg/m³ (36.1 lb/ft³)



Bin Capacities

	MODEL	MAX CAPACITY (BUSHEL)	LEVEL CAPACITY (BUSHEL)	EAVE HEIGHT (FEET)	OVERALL HEIGHT (FEET)	EAVE HEIGHT (METERS)	OVERALL HEIGHT (METERS)	MAX CAPACITY (M ³)	MAX CAPACITY M/TON CORN	MAX CAPACITY M/TON WHEAT	MAX CAPACITY M/TON RICE	
48 Ft. (14.63 M) Diameter	A48-4	28,270	21,817	14'-3"	28'-0"	4.33	8.52	940	718	769	577	
	A48-5	33,693	27,240	17'-9"	31'-6"	5.42	9.61	1,120	856	917	687	
	A48-6	39,116	32,663	21'-4"	35'-1"	6.50	10.69	1,300	994	1,064	798	
	A48-7	44,538	38,085	24'-11"	38'-8"	7.59	11.77	1,481	1,132	1,212	909	
	A48-8	49,961	43,508	28'-5"	42'-2"	8.67	12.86	1,661	1,269	1,359	1,019	
	A48-9	55,383	48,930	32'-0"	45'-9"	9.75	13.94	1,841	1,407	1,507	1,130	
	A48-10	60,806	54,353	35'-7"	49'-4"	10.84	15.03	2,021	1,545	1,654	1,241	
	A48-11	66,229	59,776	39'-1"	52'-10"	11.92	16.11	2,202	1,683	1,802	1,351	
	A48-12	71,651	65,198	42'-8"	56'-5"	13.00	17.19	2,382	1,820	1,949	1,462	
	A48-13	77,074	70,621	46'-3"	60'-0"	14.09	18.28	2,562	1,958	2,097	1,573	
	A48-14	82,496	76,043	49'-9"	63'-6"	15.17	19.36	2,743	2,096	2,244	1,683	
	A48-15	87,919	81,466	53'-4"	67'-1"	16.26	20.44	2,923	2,234	2,392	1,794	
	A48-16	93,341	86,888	56'-11"	70'-8"	17.34	21.53	3,103	2,372	2,539	1,904	
	A48-17	98,764	92,311	60'-5"	74'-2"	18.42	22.61	3,283	2,509	2,687	2,015	
	A48-18	104,187	97,734	64'-0"	77'-9"	19.51	23.70	3,464	2,647	2,834	2,126	
	54 Ft. (16.46 M) Diameter	A54-4	36,801	27,613	14'-3"	29'-8"	4.33	9.04	1,223	935	1,001	751
		A54-5	43,664	34,476	17'-9"	33'-3"	5.42	10.13	1,452	1,109	1,188	891
		A54-6	50,527	41,339	21'-4"	36'-9"	6.50	11.21	1,680	1,284	1,375	1,031
A54-7		57,390	48,202	24'-11"	40'-4"	7.59	12.29	1,908	1,458	1,561	1,171	
A54-8		64,253	55,065	28'-5"	43'-11"	8.67	13.38	2,136	1,632	1,748	1,311	
A54-9		71,115	61,927	32'-0"	47'-5"	9.75	14.46	2,364	1,807	1,935	1,451	
A54-10		77,978	68,790	35'-7"	51'-0"	10.84	15.55	2,592	1,981	2,121	1,591	
A54-11		84,841	75,653	39'-1"	54'-7"	11.92	16.63	2,821	2,156	2,308	1,731	
A54-12		91,704	82,516	42'-8"	58'-1"	13.00	17.71	3,049	2,330	2,495	1,871	
A54-13		98,567	89,379	46'-3"	61'-8"	14.09	18.80	3,277	2,504	2,681	2,011	
A54-14		105,430	96,242	49'-9"	65'-3"	15.17	19.88	3,505	2,679	2,868	2,151	
A54-15		112,293	103,105	53'-4"	68'-9"	16.26	20.96	3,733	2,853	3,055	2,291	
A54-16		119,156	109,968	56'-11"	72'-4"	17.34	22.05	3,961	3,027	3,242	2,431	
A54-17		126,019	116,831	60'-5"	75'-11"	18.42	23.13	4,189	3,202	3,428	2,571	
A54-18		132,882	123,694	64'-0"	79'-5"	19.51	24.22	4,418	3,376	3,615	2,711	
60 Ft. (18.29 M) Diameter		A60-4	46,693	34,090	14'-3"	31'-5"	4.33	9.57	1,552	1,186	1,270	953
		A60-5	55,166	42,563	17'-9"	34'-11"	5.42	10.65	1,834	1,402	1,501	1,126
		A60-6	63,639	51,035	21'-4"	38'-6"	6.50	11.74	2,116	1,617	1,731	1,298
	A60-7	72,112	59,508	24'-11"	42'-1"	7.59	12.82	2,397	1,832	1,962	1,471	
	A60-8	80,584	67,981	28'-5"	45'-7"	8.67	13.91	2,679	2,047	2,192	1,644	
	A60-9	89,057	76,454	32'-0"	49'-2"	9.75	14.99	2,961	2,263	2,423	1,817	
	A60-10	97,530	84,926	35'-7"	52'-9"	10.84	16.07	3,242	2,478	2,653	1,990	
	A60-11	106,003	93,399	39'-1"	56'-3"	11.92	17.16	3,524	2,693	2,884	2,163	
	A60-12	114,476	101,872	42'-8"	59'-10"	13.00	18.24	3,806	2,909	3,114	2,336	
	A60-13	122,948	110,345	46'-3"	63'-5"	14.09	19.32	4,087	3,124	3,345	2,509	
	A60-14	131,421	118,818	49'-9"	66'-11"	15.17	20.41	4,369	3,339	3,575	2,681	
	A60-15	139,894	127,290	53'-4"	70'-6"	16.26	21.49	4,651	3,554	3,806	2,854	
	A60-16	148,367	135,763	56'-11"	74'-1"	17.34	22.58	4,932	3,770	4,036	3,027	
	A60-17	156,840	144,236	60'-5"	77'-7"	18.42	23.66	5,214	3,985	4,267	3,200	
	A60-18	165,312	152,709	64'-0"	81'-2"	19.51	24.74	5,496	4,200	4,497	3,373	

Specifications and design are subject to change without notice. All bins are designed for the storage of grain and other free-flowing materials weighing up to 52 lbs. per cubic foot (833 kg/m³). Cubic foot and cubic meter volumes are based on bin fill height 1" below eave level with grain peaked at the center using a 28 degree angle of repose. Maximum bushel capacities and metric ton capacities are based on 6% compaction.

Setting the industry standard for strength, long life & quality.

MFS/Stormor Ag-Comm Grain Storage Systems

- The highest-rated roof system in the industry—without question
- G-115 galvanization throughout; 27% longer life than competitors who settle for G-90
- Industry-leading bin safety equipment & accessibility features that help you comply with OSHA guidelines
- Commercial grade quality & strength at an affordable price
- Available from a dealer you can trust—with unmatched service



MFS/Stormor is a division of Global Industries, Inc., a multi-faceted company specializing in grain storage and handling systems and high-quality steel construction. Thanks to this “family” relationship, MFS/Stormor can offer you completely integrated, high-quality grain storage and handling systems at a very competitive price.



P.O. Box 2105 ■ Grand Island, Nebraska 68802-2105, USA

1+308.384.9320 Tel ■ 1+308.389.5253 Fax ■ 800.247.6621 Toll Free Outside Nebraska
800.658.3104 Toll Free Inside Nebraska ■ sales@mfsyork.com email

www.mfsyork.com

15GLBL-011_0515_2M



Brownie SYSTEMS



GLOBAL INTERNATIONAL